



महाराष्ट्र राज्य खनिकर्म महामंडळ मर्यादित

(महाराष्ट्र शासनाचा अंगीकृत उपकर्म)

नोंदणीकृत कार्यालय : खनिकर्म भवन, प्लॉट क 7, अजनी चौक, वर्धा रोड, नागपूर-440015

पत्र क मराखम/कोळसा/20/528

दिनांक: 17 JUL 2020

प्रति,
मा. प्रधान सचिव,
उद्योग - ७,
उद्योग उर्जा व कामगार विभाग,
मंत्रालय, मुंबई ४०० ०३२.

विषय :- राज्य कियान्वयन यंत्रनेद्वारे राज्यात सूक्ष्म, लघु व मध्यम उद्योग घटकांना कोळसा वितरण संदर्भात तिमाही अहवाल माहे जुलै ते सप्टें २०१९.
संदर्भ :- शासन निर्णय क. कोळसा-२०१४/प्र.क.२७७/उद्योग-७, मंत्रालय, मुंबई दिनांक १२ जुलै २०१६

महाराष्ट्र राज्याची कियान्वयन यंत्रणा म्हणून राज्यातील सूक्ष्म, लघु व मध्यम उद्योग घटकांना नवीन कोळसा वितरण धोरणातर्गत महाराष्ट्र राज्य खनिकर्म महामंडळामार्फत कोळसा वितरणासंदर्भात करण्यात आलेल्या कार्यवाहीचा इंधन पुरवठा करार (Fuel Supply Agreement) च्या मुद्दा क. 4.4 नुसार schedule VI प्रमाणे माहे जुलै २०१९ ते सप्टें २०१९ या कालावधीचा अहवाल या पत्रासोबत आपल्या सुलभ माहितीकरीता पाठविण्यात येत आहे.

धन्यवाद



पी.वाय. टेभरे

महाव्यवस्थापक (संचलन)


महाराष्ट्र राज्य खनिकर्म महामंडळ मर्यादित.
महाराष्ट्र राज्य खनिकर्म महामंडळ मर्यादित, नागपूर

सहपत्र :- उपरोक्तप्रमाणे

प्रत :- कक्ष अधिकारी, उद्योग ९, उद्योग उर्जा व कामगार विभाग,
मंत्रालय, मुंबई ४०० ०३२ यांना माहितीस्तव

o/c

0500 110 572




4/6

MAHARASHTRA STATE MINING CORPORATION LTD (COAL DIST.)

Khanikarm Bhavan, Plot No 7,
Ajni Chowk, Wardha Road,
Nagpur 440 015.


| S. N. | Name of Units | District | FSA Qty./Yr | FSA Date | Jul-19 | | Aug-19 | | Sep-19 | |
|-------|------------------------------------|------------|-------------|------------|----------|--------|----------|--------|----------|--------|
| | | | | | Allotted | Lifted | Allotted | Lifted | Allotted | Lifted |
| 1 | Abhay Nutrition Pvt. Ltd. | Jalna | 9,948 | 21.08.2018 | 641 | - | 594 | - | 606 | 0 |
| 2 | Abhideep Chemicals Pvt. | Chandrapur | 4,200 | 20.08.2018 | 670 | 670 | 651 | 651 | 256 | 256 |
| 3 | Aerocom Cusion Pvt. Ltd. | Nagpur | 262 | 22.05.2019 | 18 | 18 | 16 | 16 | 16 | - |
| 4 | Agrawal Industries | Akola | 3,468 | 28.02.2019 | 223 | 223 | 207 | 207 | 211 | 211 |
| 5 | Akash Bricks Industries | Nanded | 175 | 22.05.2019 | - | - | - | - | - | - |
| 6 | Amol Oils | Jalgaon | 1,752 | 19.10.2018 | - | - | - | - | - | - |
| 7 | Amrawati Metal Works | Amrawati | 900 | 21.08.2018 | 58 | 58 | 54 | 54 | 60 | 60 |
| 8 | Anantkripa Paper Products | Buldhana | 3,600 | 21.08.2018 | 232 | - | 215 | - | 219 | - |
| 9 | Apoorva Minerals | Nagpur | 3,972 | 17.10.2018 | 331 | 331 | 331 | 331 | 242 | - |
| 10 | Arham Corrugators | Wardha | 480 | 09.10.2018 | 31 | - | 29 | 29 | 29 | 29 |
| 11 | Arvind Pulse Mills | Nagpur | 2,160 | 21.08.2018 | - | - | - | - | - | - |
| 12 | Arya Minerals & Techno Products | Bhandara | 4,908 | 23.10.2018 | 316 | 316 | 293 | 293 | - | - |
| 13 | Arya Paper Products | Nagpur | 4,000 | 05.03.2019 | 257 | - | 239 | 239 | 244 | - |
| 14 | Asole Bricks | Nanded | 175 | 22.05.2019 | - | - | - | - | - | - |
| 15 | Astalaxmi Re-Rolling Jalna Pvt Ltd | Jalna | 9,972 | 24.09.2018 | 935 | 935 | 961 | 961 | 606 | - |
| 16 | Atul Polymer | Nagpur | 3,960 | 23.01.2019 | 330 | 330 | 323 | 323 | 193 | 193 |
| 17 | Aurangabad Alloys Pvt. Ltd. | Aurangabad | 3,600 | 20.08.2018 | 232 | - | 215 | - | 219 | - |
| 18 | B.G.Rubber | Aurangabad | 2,300 | 29.12.2018 | 148 | - | 138 | 138 | 140 | - |
| 19 | B.N.B. Bricks | Nanded | 175 | 22.05.2019 | - | - | - | - | - | - |
| 20 | B.R. Bricks | Nanded | 175 | 22.05.2019 | - | - | - | - | - | - |
| 21 | Baba Ramdeo Silky Rice Mill | Gondia | 4,620 | 25.09.2018 | 385 | 385 | 276 | 276 | 281 | - |
| 22 | Bagh Fruits | Nagpur | 828 | 16.08.2018 | 53 | 53 | 50 | 50 | 50 | - |
| 23 | Bajrang Kraft Board | Yeotmal | 2,400 | 21.08.2018 | 154 | 154 | 200 | 200 | 146 | - |
| 24 | Balaji Bricks | Nanded | 175 | 22.05.2019 | - | - | - | - | - | - |
| 25 | Balaji Products | Nanded | 175 | 22.05.2019 | - | - | - | - | - | - |
| 26 | Bhakti Extractions Pvt. Ltd. | Jalna | 8,280 | 21.08.2018 | 902 | 902 | 695 | 695 | 667 | 667 |




| S. N. | Name of Units | District | FSA Qty./Yr | FSA Date | Jul-19 | | Aug-19 | | Sep-19 | |
|-------|---------------------------------------|------------|-------------|------------|----------|--------|----------|--------|----------|--------|
| | | | | | Allotted | Lifted | Allotted | Lifted | Allotted | Lifted |
| 27 | Bhandara Zilha Dugdh Utpadak Sah. S | Bhandara | 1,934 | 22.11.2018 | 124 | - | 116 | - | 118 | - |
| 28 | Bharat Oil Industries | Akola | 2,700 | 28.02.2019 | 444 | 444 | 161 | 161 | 164 | - |
| 29 | Bhawana Engineering Ind. | Nagpur | 1,416 | 16.08.2018 | 91 | - | 85 | 85 | 86 | - |
| 30 | Bhene Bricks | Nanded | 175 | 22.05.2019 | - | - | - | - | - | - |
| 31 | Bhumi Cottex Industry Pvt. Ltd. | Jalna | 8,412 | 27.09.2018 | 605 | 605 | 330 | 330 | 558 | 558 |
| 32 | Bhuwaneshwar Refineries Pvt. Ltd. | Amrawati | 4,000 | 21.08.2018 | 257 | 257 | 239 | 239 | 244 | 244 |
| 33 | Biltube Industries | Kolhapur | 9,972 | 18.08.2018 | 643 | 306 | 595 | - | 606 | - |
| 34 | B'Kar Product | Nagpur | 1,536 | 20.08.2018 | 99 | 99 | 92 | 92 | 94 | - |
| 35 | Boro Criss | Nashik | 4,200 | 21.08.2018 | 350 | 350 | 251 | 251 | 256 | 256 |
| 36 | BSS Mines & Minerals Pvt. Ltd. | Nagpur | 5,616 | 16.08.2018 | 468 | 468 | 468 | 468 | 468 | 468 |
| 37 | Central India Veneer Ltd. | Nagpur | 2,064 | 20.08.2018 | 133 | - | 123 | - | 126 | - |
| 38 | Chakradhar Steams | Nagpur | 5,760 | 16.08.2018 | 371 | 371 | 344 | 344 | 351 | 351 |
| 39 | Chamundi Explosives Pvt. Ltd. | Nagpur | 192 | 21.08.2018 | 14 | 14 | - | - | - | - |
| 40 | Chawan Tile & Pipe Industries | Chandrapur | 720 | 10.08.2018 | 60 | - | 30 | 30 | 27 | 27 |
| 41 | Chlorina Organic Industries | Bhandara | 1,512 | 28.12.2018 | 97 | - | - | - | 52 | 52 |
| 42 | Clean Science and Technolgy Pvt Ltd | Pune | 9,960 | 30.07.2019 | 812 | 812 | 595 | 595 | 606 | - |
| 43 | Clean Science and Technolgy Pvt Ltd | Pune | 9,912 | 30.07.2019 | 826 | 826 | 592 | 592 | 604 | - |
| 44 | D. N. Industries | Nagpur | 1,680 | 09.08.2019 | 108 | 108 | 140 | 140 | 102 | 102 |
| 45 | D. P. Ispat Pvt. Ltd | Nagpur | 2,400 | 23.01.2019 | 154 | - | 144 | - | 146 | - |
| 46 | Dayal Energy & Proteins Pvt. Ltd. | Akola | 9,912 | 13.08.2018 | 939 | 939 | 592 | 592 | 604 | 604 |
| 47 | Dayalu Dall and Oil Mill | Nagpur | 2,280 | 01.10.2018 | 147 | 147 | 186 | 186 | 139 | 139 |
| 48 | Delight Chemicals Pvt.Ld. | Yeotmal | 7,260 | 25.10.2018 | 467 | 467 | 434 | - | 442 | 442 |
| 49 | Digganath Steel Industries & Engg Wor | Nagpur | 7,200 | 24.01.2019 | 605 | 605 | 520 | - | 438 | - |
| 50 | Divyansh Steel Pvt. Ltd. | Nagpur | 8,700 | 16.08.2018 | 560 | - | 520 | 520 | 530 | - |
| 51 | Diwanka Energy Pvt. Ltd. | Nagpur | 1,500 | 22.10.2019 | 97 | 97 | 90 | - | 91 | 91 |
| 52 | Dlite Blocks Pvt. Ltd | Jalgaon | 8,040 | 18.12.2018 | 518 | 518 | 481 | 481 | 490 | - |
| 53 | Drron Chemical Industries Pvt. Ltd. | Bhandara | 9,132 | 16.10.2018 | 588 | 588 | 674 | 674 | 456 | 456 |
| 54 | Ellora Paper Mills Ltd | Bhandara | 9,600 | 29.09.2018 | 618 | 618 | 800 | 800 | 585 | - |
| 55 | Eshan Minerals Pvt. Ltd. | Yeotmal | 9,900 | 16.08.2018 | 937 | 937 | 500 | 500 | 1,103 | 1,103 |
| 56 | Fakir Bricks | Nanded | 175 | 22.05.2019 | - | - | - | - | - | - |




| S. N. | Name of Units | District | FSA Qty./Yr | FSA Date | Jul-19 | | Aug-19 | | Sep-19 | |
|-------|---------------------------------------|------------|-------------|------------|----------|--------|----------|--------|----------|--------|
| | | | | | Allotted | Lifted | Allotted | Lifted | Allotted | Lifted |
| 57 | Farook Lime | Yeotmal | 3,818 | 18.08.2018 | 246 | 246 | 328 | 328 | 233 | 233 |
| 58 | G.K.B. Bricks | Nanded | 175 | 22.05.2019 | - | - | - | - | - | - |
| 59 | G.P.C. Bricks | Nanded | 175 | 22.05.2019 | - | - | - | - | - | - |
| 60 | Gajanan Bricks | Nanded | 175 | 22.05.2019 | - | - | - | - | - | - |
| 61 | Gajkeshari Steel | Jalna | 9,360 | 21.08.2018 | - | - | - | - | - | - |
| 62 | Ganesh Udyog | Nanded | 175 | 22.05.2019 | - | - | - | - | - | - |
| 63 | Ganpati Alkalies & Chemicals Pvt. Ltd | Bhandara | 7,200 | 10.08.2018 | 463 | 463 | 200 | 200 | 438 | 438 |
| 64 | Gaurav Industries | Nagpur | 720 | 16.08.2018 | 46 | 46 | 43 | - | 44 | - |
| 65 | Gauri Agrotech Products Pvt Ltd | Jalna | 7,200 | 20.08.2018 | 463 | 463 | 600 | 600 | 438 | 438 |
| 66 | Gayatri Paper Mill | Jalgaon | 2,184 | 19.12.2018 | 141 | - | 131 | - | - | - |
| 67 | Geeta Refinery Private Limited | Jalna | 9,120 | 21.08.2018 | 935 | 935 | 875 | 875 | 576 | 576 |
| 68 | Gima Manufacturing Pvt. Ltd. | Chandrapur | 1,320 | 10.08.2018 | 110 | 110 | 110 | 110 | 110 | 110 |
| 69 | Gima Tex Industries Ltd. | Wardha | 1,152 | 10.08.2018 | 74 | 74 | 69 | 69 | 70 | 70 |
| 70 | Ginni Agro Industries | Gondia | 4,212 | 25.09.2018 | 351 | 351 | 351 | 351 | 257 | 257 |
| 71 | Girsons Rubber Industries | Nagpur | 2,400 | 20.08.2018 | 154 | - | 144 | 144 | 146 | - |
| 72 | Godavari Pulp & Paper Mills | Nashik | 9,972 | 16.08.2018 | 643 | - | 319 | 319 | 606 | - |
| 73 | Good Earth Agro Chem Pvt. Ltd.(NGP) | Nagpur | 6,240 | 16.08.2018 | 520 | 520 | 520 | 520 | 493 | 493 |
| 74 | Good Earth Agro Chem Pvt. Ltd.(SAO) | Nagpur | 6,000 | 23.01.2019 | 500 | 500 | 500 | 500 | 500 | 500 |
| 75 | Gopal Bricks Industries | Nagpur | 1,680 | 22.11.2018 | - | - | - | - | - | - |
| 76 | Gopal Bricks Manufacturer | Nagpur | 2,400 | 22.11.2018 | - | - | - | - | - | - |
| 77 | Gopal Vita Company | Nagpur | 2,424 | 22.11.2018 | - | - | - | - | - | - |
| 78 | Gramodaya Sangh | Chandrapur | 153 | 10.08.2018 | 13 | - | 13 | 13 | 13 | 13 |
| 79 | Green Valley Food Processors Pvt. Ltd | Satara | 4,200 | 30.08.2018 | 270 | 270 | 251 | 251 | 256 | - |
| 80 | Gujrat Ambuja | Akola | 9,876 | 10.08.2018 | 1,160 | 1,160 | 991 | 991 | 601 | 601 |
| 81 | Hardoli Paper Mills | Nagpur | 9,600 | 10.08.2018 | 818 | 818 | 816 | 816 | 834 | 834 |
| 82 | Hari Sharnam Tradelinks Pvt. Ltd. | Aurangabad | 750 | 18.08.2018 | 48 | 48 | 45 | 45 | 46 | - |
| 83 | Harison Agrotech, Butibori | Nagpur | 1,248 | 06.09.2018 | 80 | 80 | 75 | 75 | 76 | - |
| 84 | Harisons Chemical Corporation | Nagpur | 1,632 | 16.08.2018 | 105 | 105 | 98 | 98 | 99 | - |
| 85 | Haseeb Pharmaceuticals Pvt. Ltd. | Nagpur | 6,000 | 24.09.2019 | 232 | 232 | 321 | 321 | 229 | 229 |
| 86 | Healthy Refineries Pvt. Ltd. | Amrawati | 3,600 | 21.08.2018 | 232 | 232 | 215 | 215 | 286 | 286 |




| S. N. | Name of Units | District | FSA Qty./Yr | FSA Date | Jul-19 | | Aug-19 | | Sep-19 | |
|-------|--|------------|-------------|------------|----------|--------|----------|--------|----------|--------|
| | | | | | Allotted | Lifted | Allotted | Lifted | Allotted | Lifted |
| 87 | Hind Steel | Nagpur | 3,624 | 10.08.2018 | 233 | 233 | 217 | - | 221 | 221 |
| 88 | Hindustan Composite Limited | Bhandara | 3,240 | 18.08.2018 | 209 | 209 | 253 | 253 | 197 | 197 |
| 89 | Hira Food Product | Nagpur | 3,720 | 16.08.2018 | 239 | 239 | 222 | 222 | 75 | 75 |
| 90 | Hitendra Lime Products | Yeotmal | 2,520 | 10.08.2018 | 162 | 162 | 667 | 667 | 153 | - |
| 91 | Indapur Dairy & Milk Products Ltd. | Pune | 9,996 | 25.07.2019 | 643 | 643 | 596 | 596 | 609 | - |
| 92 | Indigo Denim Pvt. Ltd. | Nagpur | 9,816 | 18.08.2018 | 632 | 632 | 587 | - | 598 | 598 |
| 93 | Indus Paper Board Ltd.(Origami Cellu | Nagpur | 9,912 | 10.08.2018 | 896 | 896 | 832 | 832 | 808 | 808 |
| 94 | Innovation Industries Pvt.Ltd. | Amrawati | 6,000 | 22.10.2018 | 386 | 386 | 359 | 359 | 115 | 115 |
| 95 | Ishwar Pulp and Paper Mill | Jalgaon | 9,804 | 19.12.2018 | 743 | 743 | 586 | - | 597 | 597 |
| 96 | J. C. Paraboling Industries | Gondia | 3,492 | 10.08.2018 | 291 | 291 | 291 | 291 | 213 | 213 |
| 97 | J. K. Industries | Osmanabad | 3,500 | 21.08.2018 | 226 | 226 | 291 | 291 | 213 | 213 |
| 98 | Jain Enterprises | Yeotmal | 3,612 | 21.08.2018 | 233 | 233 | 100 | 100 | 220 | 220 |
| 99 | Jalaram Feeds | Nagpur | 1,584 | 16.08.2018 | 102 | 102 | 241 | 241 | 96 | 96 |
| 100 | Jalaram Vetcare Industries | Nagpur | 1,080 | 16.08.2018 | 70 | 70 | 65 | 65 | 66 | 66 |
| 101 | Jalna Siddhi Vinayak Alloys Pvt. Ltd. | Jalna | 9,708 | 28.08.2018 | - | - | - | - | - | - |
| 102 | Janaki Udyog | Nanded | 175 | 22.05.2019 | - | - | - | - | - | - |
| 103 | K. B. Board Mills | Wardha | 8,640 | 16.08.2018 | 653 | 653 | 721 | 721 | 526 | 526 |
| 104 | K. S. Steel Ind. | Nagpur | 2,028 | 20.08.2018 | 131 | 131 | 121 | 121 | 124 | - |
| 105 | K.M. Refineries & Infraspace Pvt. Ltd. | Amrawati | 3,900 | 29.01.2019 | - | - | 325 | 325 | 238 | - |
| 106 | Kalavati Foundry | Nagpur | 2,460 | 16.08.2018 | 158 | 158 | 147 | 147 | 144 | 144 |
| 107 | Kaluram Food Products Limited | Akola | 4,200 | 21.08.2018 | 270 | 270 | 350 | 350 | 256 | - |
| 108 | Kamal Bricks | Nanded | 175 | 22.05.2019 | - | - | - | - | - | - |
| 109 | Kasat Bricks | Jalgaon | 832 | 21.01.2019 | - | - | - | - | - | - |
| 110 | Katariya Agro Pvt.Ltd. | Nagpur | 3,528 | 24.10.2018 | 294 | 294 | 294 | 294 | 286 | 286 |
| 111 | Kay Power and Paper Ltd. | Satara | 5,256 | 07.01.2019 | 338 | - | 314 | - | 320 | 81 |
| 112 | Kaygaon Paper Mills Ltd | Aurangabad | 9,972 | 14.08.2018 | 643 | 643 | 831 | 831 | 606 | 606 |
| 113 | Kranti Milk Processing Co-Op. Soc. L | Sangli | 2,496 | 30.08.2018 | 161 | 161 | 149 | 149 | 152 | - |
| 114 | Lasenor India Ltd. | Nagpur | 6,144 | 10.08.2018 | 665 | 665 | 367 | 367 | 363 | 512 |
| 115 | Laxmi Bricks | Nanded | 175 | 22.05.2019 | - | - | - | - | - | - |
| 116 | Laxmi Govind Paper & Pulp Mill Pvt. | Nagpur | 3,960 | 10.08.2018 | 255 | 255 | 357 | 357 | 363 | 363 |




| S. N. | Name of Units | District | FSA Qty./Yr | FSA Date | Jul-19 | | Aug-19 | | Sep-19 | |
|-------|--------------------------------------|------------|-------------|------------|----------|--------|----------|--------|----------|--------|
| | | | | | Allotted | Lifted | Allotted | Lifted | Allotted | Lifted |
| 117 | Laxmi Steams | Nagpur | 4,200 | 22.11.2018 | 350 | 350 | 251 | - | 256 | - |
| 118 | Lilasons Industries Ltd | Aurangabad | 5,400 | 28.09.2018 | 348 | - | 153 | 153 | 329 | - |
| 119 | Madhav Bricks | Nanded | 175 | 22.05.2019 | - | - | - | - | - | - |
| 120 | Mahalaxmi Dhatu Udyog Pvt. Ltd. | Nagpur | 2,400 | 10.08.2018 | 154 | 154 | 286 | 286 | 292 | 292 |
| 121 | Mahalaxmi TMT Pvt. Ltd. | Wardha | 9,912 | 16.08.2018 | 639 | 639 | 592 | - | 604 | 604 |
| 122 | Maharashtra Carbon Ltd. | Chandrapur | 1,380 | 10.08.2018 | 115 | 115 | 115 | 115 | 115 | 115 |
| 123 | Mahavir Minerals | Bhandara | 4,200 | 23.10.2018 | 300 | 300 | 215 | 215 | 219 | 219 |
| 124 | Maheshwari Solvent Extraction Ltd | Gondia | 7,200 | 24.12.2018 | 463 | 463 | 431 | - | 438 | - |
| 125 | Manoj Udyog | Nanded | 175 | 22.05.2019 | - | - | - | - | - | - |
| 126 | Mathura Extraction | Parbhani | 4,200 | 21.08.2018 | 150 | 150 | 251 | - | 268 | 268 |
| 127 | Mathuradash Bardiya | Yeotmal | 7,368 | 20.08.2018 | 471 | 471 | 441 | 441 | 449 | - |
| 128 | Matrix Fines Pvt. Ltd. | Aurangabad | 2,400 | 21.08.2018 | 173 | 173 | 185 | 185 | 80 | 80 |
| 129 | Mauli Food Products | Aurangabad | 2,200 | 29.09.2018 | 142 | - | 132 | 132 | 134 | - |
| 130 | Mauli Metal Industries Pvt. Ltd. | Aurangabad | 4,200 | 19.12.2018 | 350 | 350 | 350 | 350 | 256 | 256 |
| 131 | Mauli Metals Industries Pvt. Ltd. | Osmanabad | 4,200 | 20.08.2018 | 350 | 350 | 350 | 350 | 256 | 256 |
| 132 | Megataj Agrovat Pvt. Ltd. | Nagpur | 4,100 | 16.08.2018 | 342 | 342 | 342 | 342 | 250 | 250 |
| 133 | Micromesh Minerals & Metals | Nagpur | 4,200 | 16.08.2018 | 270 | - | 251 | 251 | 256 | - |
| 134 | Mira Udyog | Nanded | 175 | 22.05.2019 | - | - | - | - | - | - |
| 135 | MKB Foods Pvt. Ltd. | Nagpur | 4,440 | 26.11.2018 | 281 | 281 | 265 | 265 | 270 | - |
| 136 | Mohanlal Shankarlal Agro Food | Nagpur | 3,960 | 16.08.2018 | 405 | 405 | 237 | 237 | 241 | 241 |
| 137 | N.B.Laboratories Pvt.Ltd | Nagpur | 624 | 29.09.2018 | 40 | 40 | 37 | 37 | 38 | 38 |
| 138 | Nagardhan Agro Industries Pvt. Ltd | Nagpur | 6,000 | 05.08.2019 | 600 | 600 | 607 | 607 | 365 | 365 |
| 139 | Nagpur Ceramics | Nagpur | 4,560 | 16.08.2018 | 337 | 337 | 373 | 373 | 102 | 102 |
| 140 | Nagpur Dall Millers Cluster Pvt. Ltd | Nagpur | 6,000 | 07.08.2019 | 458 | 458 | 359 | 359 | 365 | - |
| 141 | Nagpur Foundries Ltd. | Nagpur | 3,840 | 07.08.2019 | 58 | 58 | 320 | 320 | 234 | - |
| 142 | Nakoda Group Ltd. | Nagpur | 4,320 | 10.08.2018 | 278 | 278 | 258 | 258 | 263 | - |
| 143 | Narmada Solvex Pvt. Ltd. | Washim | 4,200 | 21.08.2018 | 270 | 270 | 350 | 350 | 256 | - |
| 144 | Navkar Paper Mills | Buldhana | 3,400 | 27.03.2019 | 219 | 219 | 353 | 353 | 207 | 207 |
| 145 | Nice Papers Limited | Nagpur | 5,040 | 10.08.2018 | 538 | 538 | 579 | - | 600 | 600 |
| 146 | Nifty Chemical | Nagpur | 6,444 | 10.08.2018 | 622 | 622 | 1,280 | 1,280 | 922 | 922 |



| S. N. | Name of Units | District | FSA Qty./Yr | FSA Date | Jul-19 | | Aug-19 | | Sep-19 | |
|-------|---------------------------------------|------------|-------------|------------|----------|--------|----------|--------|----------|--------|
| | | | | | Allotted | Lifted | Allotted | Lifted | Allotted | Lifted |
| 147 | Nilons Enterprises Pvt. Ltd. | Jalgaon | 3,744 | 21.08.2018 | 241 | - | - | - | - | - |
| 148 | Niraj Food Products | Nagpur | 750 | 07.08.2019 | 63 | 63 | 45 | 45 | 46 | 46 |
| 149 | Omsairam Steel Alloys | Jalna | 9,996 | 20.08.2018 | 991 | 991 | 596 | - | 609 | - |
| 150 | Orange city steel | Nagpur | 8,400 | 18.08.2018 | 251 | 251 | 502 | 502 | 512 | 512 |
| 151 | Palak Ferro Alloys | Nagpur | 3,744 | 18.08.2018 | 241 | 241 | 224 | 224 | 228 | 228 |
| 152 | Palay Bricks | Nanded | 175 | 22.05.2019 | - | - | - | - | - | - |
| 153 | Pankaj Oil Mill | Amrawati | 2,496 | 22.05.2019 | 100 | 100 | 149 | - | 49 | 49 |
| 154 | Parshuram Forge Pvt. Ltd. | Nagpur | 4,368 | 21.08.2018 | 281 | - | 261 | - | 266 | - |
| 155 | Piyush Food Products | Akola | 2,880 | 28.02.2019 | 185 | 185 | 172 | 172 | - | - |
| 156 | Poddar Lime Products | Yeotmal | 6,000 | 10.08.2018 | 386 | 386 | 359 | 359 | 365 | 365 |
| 157 | Potdar Chemicals Industries Pvt. Ltd. | Sangli | 9,984 | 21.08.2018 | 643 | 643 | 797 | 797 | 157 | 157 |
| 158 | Prakash Chemical | Yeotmal | 4,104 | 18.08.2018 | 264 | 40 | 140 | 140 | 150 | 150 |
| 159 | Priti & Prashant Ind | Chandrapur | 1,800 | 10.08.2018 | 125 | 125 | 150 | 150 | 125 | 125 |
| 160 | R. C. Corrupack Pvt. Ltd. | Nagpur | 3,600 | 10.08.2018 | 232 | 232 | 215 | - | 219 | 219 |
| 161 | Raghav Minerals | Nagpur | 3,600 | 10.08.2018 | 232 | 232 | 215 | 215 | 48 | 48 |
| 162 | Rajaram Steel Industries Pvt. Ltd | Nagpur | 7,008 | 23.01.2019 | 290 | 290 | 584 | 584 | 934 | 934 |
| 163 | Rajlaxmi Agrotech India Pvt Ltd | Jalna | 4,200 | 05.09.2018 | 270 | - | 251 | 251 | 256 | - |
| 164 | Ramdevbaba Solvents Pvt. Ltd. | Chandrapur | 9,600 | 18.09.2018 | 618 | 336 | 288 | 288 | 585 | - |
| 165 | Ramson Ispat Ltd. | Nagpur | 2,808 | 16.08.2018 | 181 | 181 | 234 | 234 | 234 | 234 |
| 166 | Ramsons Castings Pvt.Ltd. | Nagpur | 3,744 | 24.10.2018 | - | - | 350 | 350 | 624 | 624 |
| 167 | Ramsons Industries Ltd. | Nagpur | 5,916 | 16.08.2018 | 422 | 422 | 494 | 494 | 843 | 843 |
| 168 | Ramsons Refractories Pvt. Ltd. | Nagpur | 3,000 | 16.08.2018 | 254 | 254 | 251 | 251 | 250 | 250 |
| 169 | Ran Chemicals Pvt. Ltd. | Nagpur | 2,652 | 31.08.2018 | 171 | 171 | 259 | 259 | 120 | 120 |
| 170 | Ranjana Industries | Gondia | 3,204 | 30.08.2018 | 267 | 267 | 326 | 326 | 195 | 195 |
| 171 | Real Dairy Industries Pvt. Ltd. | Pune | 4,200 | 29.09.2018 | 270 | 270 | 251 | 251 | 256 | - |
| 172 | Roshan Lime | Yeotmal | 4,608 | 10.08.2018 | 384 | 384 | 384 | 384 | 281 | 281 |
| 173 | Ruchi Enterprises | Amrawati | 2,712 | 22.05.2019 | 100 | 100 | 162 | - | 61 | 61 |
| 174 | S. S. Industries | Gondia | 4,032 | 10.08.2018 | 336 | 336 | 337 | 337 | 246 | 246 |
| 175 | S.B. Bricks | Nanded | 175 | 22.05.2019 | - | - | - | - | - | - |
| 176 | S.K.G Refineries Ltd | Nagpur | 1,716 | 29.09.2018 | 110 | 110 | 103 | 103 | 105 | - |



| S. N. | Name of Units | District | FSA Qty./Yr | FSA Date | Jul-19 | | Aug-19 | | Sep-19 | |
|-------|--|------------|-------------|------------|----------|--------|----------|--------|----------|--------|
| | | | | | Allotted | Lifted | Allotted | Lifted | Allotted | Lifted |
| 177 | Sai Baba Solvent Industries LLP | Nagpur | 8,892 | 23.01.2019 | 543 | 543 | 532 | 532 | 542 | 542 |
| 178 | Sai Bricks | Nanded | 175 | 22.05.2019 | - | - | - | - | - | - |
| 179 | Sanghavi Food Pvt. Ltd. | Jalgaon | 4,200 | 21.08.2018 | 270 | - | - | - | - | - |
| 180 | Sanjay Bricks | Nanded | 175 | 22.05.2019 | - | - | - | - | - | - |
| 181 | Sanjay Lime Works | Yeotmal | 7,368 | 18.08.2018 | 474 | 474 | 691 | 691 | 200 | 200 |
| 182 | Santkrupa Milk & Milk Products | Satara | 2,496 | 22.11.2018 | 161 | 161 | 149 | - | 152 | - |
| 183 | Santosh Bricks | Nanded | 175 | 22.05.2019 | - | - | - | - | - | - |
| 184 | Saraswasti Pulses | Nagpur | 1,200 | 14.09.2018 | 77 | 77 | 100 | 100 | 73 | 73 |
| 185 | Sarda Industries | Nagpur | 5,328 | 10.08.2018 | 343 | 343 | 444 | 444 | 324 | - |
| 186 | Sark Chemicals | Aurangabad | 2,400 | 20.08.2018 | 154 | 154 | 144 | 144 | 139 | 139 |
| 187 | Shah Solvex | Gondia | 8,892 | 10.08.2018 | 741 | 741 | 532 | - | 542 | - |
| 188 | Sharda Auto Industries Ltd. | Nagpur | 2,400 | 21.08.2018 | 154 | 154 | 291 | 291 | 296 | 296 |
| 189 | Sharda Ispat Ltd | Nagpur | 4,200 | 23.01.2019 | 270 | 270 | 251 | 251 | 256 | 256 |
| 190 | Shetkari Solvent (I) Limited | Wardha | 9,360 | 21.08.2018 | 795 | 795 | 807 | 807 | 748 | 748 |
| 191 | Shiv Shakti Re-Rolling Mills Pvt. Ltd. | Jalna | 4,200 | 19.12.2018 | 270 | - | 251 | - | 256 | - |
| 192 | Shiva Biochem Industries | Amrawati | 3,000 | 21.08.2018 | 51 | 51 | 179 | - | 183 | - |
| 193 | Shiva Parvati Poultry Feed Pvt. Ltd. | Hingoli | 9,360 | 26.11.2018 | 603 | 603 | 560 | 560 | 570 | - |
| 194 | Shiva Rubber | Amrawati | 624 | 25.10.2018 | 40 | 40 | - | - | - | - |
| 195 | Shivam Nitrate Private Limited | Nagpur | 3,852 | 21.08.2018 | 321 | 321 | 316 | 316 | 321 | 321 |
| 196 | Shree Arihant ispat Pvt. Ltd. | Nagpur | 5,400 | 23.01.2019 | 340 | 340 | 449 | 449 | - | - |
| 197 | Shree Bricks Industries | Nagpur | 1,680 | 22.11.2018 | - | - | - | - | - | - |
| 198 | Shree Ganesh & Company | Nagpur | 4,152 | 23.01.2019 | 194 | 194 | 248 | - | 253 | - |
| 199 | Shree Minerals & Chemicals | Bhandara | 4,200 | 20.08.2018 | 270 | 270 | 351 | 351 | 350 | 350 |
| 200 | Shree Somnath Paper Mills Pvt.Ltd. | Kolhapur | 4,680 | 23.10.2018 | 388 | 388 | 390 | 390 | 285 | 285 |
| 201 | Shree Vyankateshwara Glass Ltd. | Nagpur | 7,368 | 10.08.2018 | 474 | 474 | 625 | 625 | 449 | - |
| 202 | Shreenath Fine Chem (I) Pvt. Ltd. | Nagpur | 4,200 | 18.08.2018 | 270 | 270 | 400 | 400 | 256 | 256 |
| 203 | Shreyans Packaging | Wardha | 5,316 | 16.08.2018 | 342 | 342 | 466 | 466 | 488 | 488 |
| 204 | Shri Bhusari Lime Works | Yavatmal | 1,200 | 19.12.2018 | - | - | - | - | - | - |
| 205 | Shri Dayalu Dall Mill | Nagpur | 2,040 | 01.10.2018 | 131 | 131 | 170 | 170 | 124 | 124 |



| S. N. | Name of Units | District | FSA Qty./Yr | FSA Date | Jul-19 | | Aug-19 | | Sep-19 | |
|-------|--------------------------------------|----------|-------------|------------|----------|--------|----------|--------|----------|--------|
| | | | | | Allotted | Lifted | Allotted | Lifted | Allotted | Lifted |
| 206 | Shri Sai Minerals | Bhandara | 3,804 | 16.10.2018 | 245 | 245 | 317 | 317 | 232 | 232 |
| 207 | Shri Sai Steam Rice Mill. | Nagpur | 2,400 | 03.08.2019 | 200 | 200 | 56 | 56 | 182 | 182 |
| 208 | Shri Salasar Agro Processors UNIT 2 | Nagpur | 9,600 | 23.01.2019 | 653 | 653 | 601 | 601 | 585 | 80 |
| 209 | Shrinivasa Farms Private Limited | Yeotmal | 9,000 | 24.10.2018 | 579 | - | 538 | 538 | 548 | 548 |
| 210 | Shriram Trading & Manufacturing Co. | Kolhapur | 5,304 | 17.10.2018 | 341 | 341 | 286 | 286 | 323 | - |
| 211 | Shyamkala Agro Process Ltd. | Bhandara | 5,616 | 10.08.2018 | 562 | 562 | 515 | 515 | 652 | 652 |
| 212 | Sidhvinayak Chemical | Yeotmal | 4,104 | 16.08.2018 | 264 | 264 | 140 | 140 | 150 | 150 |
| 213 | Smruthi Organics Ltd. | Yeotmal | 6,480 | 26.04.2019 | 540 | 540 | 540 | 540 | 540 | 540 |
| 214 | Sokhi Ispat Private Limited | Nagpur | 4,200 | 21.08.2018 | - | - | - | - | - | - |
| 215 | Sona Food Products | Nagpur | 3,324 | 23.01.2019 | 214 | 214 | 199 | 199 | 202 | 202 |
| 216 | Sourabh Dall Industries | Nagpur | 3,600 | 10.08.2018 | - | - | - | - | 219 | 219 |
| 217 | Sree Sidhrameswara Agro Ind. | Nanded | 8,520 | 20.08.2018 | 270 | 270 | 350 | 350 | 350 | 350 |
| 218 | SRJ Peety Steels Pvt.Ltd. | Jalna | 9,888 | 23.10.2018 | - | - | - | - | - | - |
| 219 | Subhash Udyog | Nanded | 175 | 22.05.2019 | - | - | - | - | - | - |
| 220 | Sudarshan Paper & Products | Jalgaon | 9,684 | 21.08.2018 | 623 | - | 579 | - | - | - |
| 221 | Sulabh Industries | Nagpur | 3,600 | 10.08.2018 | - | - | - | - | 219 | - |
| 222 | Sunflame Fuels Pvt. Ltd. | Nagpur | 4,200 | 10.08.2018 | 270 | 270 | 314 | 314 | 319 | - |
| 223 | Sunshine Kraft | Jalgaon | 2,184 | 19.12.2018 | 141 | - | 131 | - | - | - |
| 224 | Supreme Bituchem India Pvt. Ltd. | Nagpur | 3,780 | 21.08.2018 | 243 | - | 226 | 226 | - | - |
| 225 | Supreme Refractories & Products Pvt. | Nagpur | 4,032 | 16.08.2018 | 260 | 260 | 317 | 317 | 246 | - |
| 226 | Swaraj Agro Industries | Satara | 4,140 | 21.08.2018 | 266 | - | - | - | - | - |
| 227 | Swaraj India Industries Ltd. | Satara | 4,080 | 21.08.2018 | 263 | - | 244 | - | 248 | - |
| 228 | Swastik Lime Factory | Yeotmal | 4,320 | 10.08.2018 | 278 | 278 | 889 | 889 | 210 | 210 |
| 229 | Swastik Mineral & Lime Industries | Yeotmal | 2,448 | 10.08.2018 | 158 | 158 | 496 | 496 | 149 | - |
| 230 | Swastik Petrochem India Pvt.Ltd | Nagpur | 4,200 | 29.09.2018 | - | - | - | - | - | - |
| 231 | Tania Industries Pvt. Ltd. | Nagpur | 9,600 | 22.11.2018 | 921 | 921 | 574 | 574 | 182 | 182 |
| 232 | Tanmay Polyfilms Pvt. Ltd. | Jalna | 3,240 | 21.08.2018 | 209 | - | 194 | - | 197 | - |
| 233 | Tapadia Polysters Pvt. Ltd. | Nagpur | 2,160 | 10.08.2018 | 139 | 139 | 129 | 129 | - | 132 |
| 234 | Tirupati Industries | Nanded | 3,744 | 23.10.2018 | 312 | 312 | 312 | 312 | 228 | - |



| S. N. | Name of Units | District | FSA Qty./Yr | FSA Date | Jul-19 | | Aug-19 | | Sep-19 | |
|-------|-------------------------------------|------------|-------------|------------|----------|--------|----------|--------|----------|--------|
| | | | | | Allotted | Lifted | Allotted | Lifted | Allotted | Lifted |
| 235 | Trimurti Feeds | Nagpur | 2,616 | 16.08.2018 | 195 | 195 | 218 | 218 | 218 | 218 |
| 236 | Triveni Wires Pvt. Ltd.(Butibori) | Nagpur | 3,600 | 04.09.2018 | 100 | 100 | 215 | 215 | 219 | 219 |
| 237 | Triveni Wires Pvt. Ltd.(Higna) | Nagpur | 2,880 | 20.08.2018 | 100 | 100 | 172 | 172 | 175 | 175 |
| 238 | Ujjwal Ispat Pvt. Ltd. | Nagpur | 3,276 | 10.08.2018 | 211 | 211 | 196 | 196 | 200 | - |
| 239 | Umesh Boards | Aurangabad | 2,700 | 21.08.2018 | 122 | 122 | 161 | 161 | 221 | 221 |
| 240 | Utkarsh Paper & Board | Nagpur | 4,104 | 21.08.2018 | 264 | 264 | 587 | 587 | 342 | 342 |
| 241 | Vaishali Agro Soya Product | Latur | 9,000 | 16.08.2018 | 750 | 750 | 750 | 750 | 364 | 364 |
| 242 | Vaishali Foundry Works | Nagpur | 2,400 | 16.08.2018 | 154 | 154 | 144 | 144 | 146 | 146 |
| 243 | Vaishanau Feeds | Amrawati | 3,120 | 29.09.2018 | 201 | 201 | 187 | 187 | 190 | 190 |
| 244 | Vaishnavi Rolling Mill Pvt Ltd | Nagpur | 3,600 | 23.01.2019 | 232 | - | 215 | - | 219 | - |
| 245 | Varun Agro Processing Foods Pvt Ltd | Nashik | 4,200 | 15.09.2018 | 270 | 270 | 350 | 350 | 256 | 256 |
| 246 | Vedsidha Products Pvt. Ltd. | Nagpur | 9,768 | 10.08.2018 | 629 | 250 | 584 | - | 472 | 472 |
| 247 | Vee Kay Oil Pvt. | Buldhana | 2,856 | 10.08.2018 | 184 | - | 171 | - | 174 | - |
| 248 | Venkatesh Refineries Pvt. Ltd. | Jalgaon | 6,948 | 21.08.2018 | 447 | 447 | 415 | - | 205 | 205 |
| 249 | Venus Rolling Mills | Nagpur | 4,200 | 10.08.2018 | - | - | - | - | - | - |
| 250 | Vidya Minerals & Processors | Gondia | 4,512 | 20.08.2018 | 290 | 290 | 270 | 270 | 290 | 290 |
| 251 | Y.M. Bricks | Nanded | 175 | 22.05.2019 | - | - | - | - | - | - |
| 252 | Yash Forgings Pvt. Ltd. | Nagpur | 2,880 | 10.08.2018 | 185 | 185 | 172 | 172 | 175 | 175 |
| 253 | Yash Paper Mill | Akola | 2,628 | 15.10.2018 | 169 | - | 157 | - | 160 | - |
| 254 | Styrotech Industries | Pune | 600 | 30.07.2019 | | | | | 37 | - |
| 255 | Pooja Dall Udyog | Nagpur | 1,440 | 03.08.2019 | | | | | 88 | - |
| 256 | Paras Industries | Nagpur | 1,200 | 03.08.2019 | | | | | 73 | - |
| 257 | Shah Agri Impex Pvt. Ltd. | Nagpur | 3,300 | 07.08.2019 | | | | | 201 | - |
| 258 | Vijay Foundry Works | Nagpur | 2,376 | 07.08.2019 | | | | | 145 | - |
| 259 | Kanav Agronomy | Nagpur | 2,400 | 22.08.2019 | | | | | 146 | - |
| 260 | Vasudeo Agro Industries | Nagpur | 3,600 | 07.08.2019 | | | | | 219 | - |
| 261 | Ramdeobaba Foods | Nagpur | 1,440 | 07.08.2019 | | | | | | - |
| 262 | Dinshaw's Dairy Foods Pvt. Ltd. | Nagpur | 6,000 | 28.08.2019 | | | | | | - |
| 263 | Shree Tridev Products. | Nagpur | 240 | 30.08.2019 | | | | | | - |

